

20
23

Annual Report

FAMILY JUSTICE CENTER OF
WASHINGTON COUNTY



YEAR IN REVIEW

DATA REPORT

HIGHLIGHTS

2023 in Review

SERVICES, SUPPORT, COLLABORATION, AND CHANGE

In 2023 we are thrilled to report a year of remarkable growth, impactful outreach, and continued dedication to our mission of ending the cycles of violence and abuse in our community. Similar to the previous year, 2023 witnessed an increase in the number of survivors served, and our scope of services expanded to unprecedented levels. We are proud to share that services were at an all-time high, breaking the 10,000 mark. What's more, individual survivor accessed more services per visit, underscoring the effectiveness and importance of our multifaceted approach.

This expansion can be attributed not only to our focused outreach to our BIPOC and rural communities but also our collaborative's heightened response to persistently high rates of violence and abuse. Building upon the successes of the previous year, we increased our rural population served to 28.3% and our BIPOC community to 57%. Washington County is 22% BIPOC, illustrating the disproportionate impact of violence and abuse on marginalized communities.

Along with the growth in the number of survivors served, our organization expanded the array of services provided. In 2023, we further developed community training initiatives; brought on new partners to meet the service demands, such as Sequoia Mental Health and Oregon Food Bank; and organized events to bring families together with partners, such as Shop With A Cop. These efforts have resulted in a substantial increase in the number and variety of services offered to each survivor, aligning with the Family Justice Center model's effectiveness and showcasing the strength of collaboration among our partners and along.

This year we continued our community-wide collaboration on events aimed at raising awareness, amplifying survivors' voices, and support families. In October we debuted our first ever Run for Hope during Domestic Violence Awareness Month with over 150 participants, built on our Voices of Hope Survivor Art Gallery for Sexual Assault Awareness Month and Child Abuse Awareness Month, and increased the scope of our Fall Family Food Boxes, Holiday Shop, and Back to School Supplies. These events not only united our community but also demonstrated our commitment to creating a safe and supportive environment for survivors and their families.

In response to the 2021 and 2022 where we saw a marked increase in severe violence and homicide, the FJC worked hard with its law enforcement, court, and District Attorney partners to create a high-risk referral program. We also worked among the partners in the center to better identify lethality indicators and reached out into our community to raise awareness. Additionally, our collaborative and VOICES Survivor Committee engaged in legislative advocacy to pass new laws and strengthen current ones to ensure survivor safety and offender accountability. However, the need for such efforts this emphasizes the continued urgency of our mission and the importance of collective efforts to address the root causes of violence and abuse in our community.

In conclusion, 2023 was a year of monumental progress for our organization. As we strive to create a future free from family trauma, we remain steadfast in our commitment to collaboration, advocacy, and systemic change. The journey toward a safer future requires the collective efforts of individuals both inside and outside the Family Justice Center, and together, we take meaningful steps toward the safety, healing, and hope that survivors and our entire community deserve.



Rachel Schutz
Executive Director

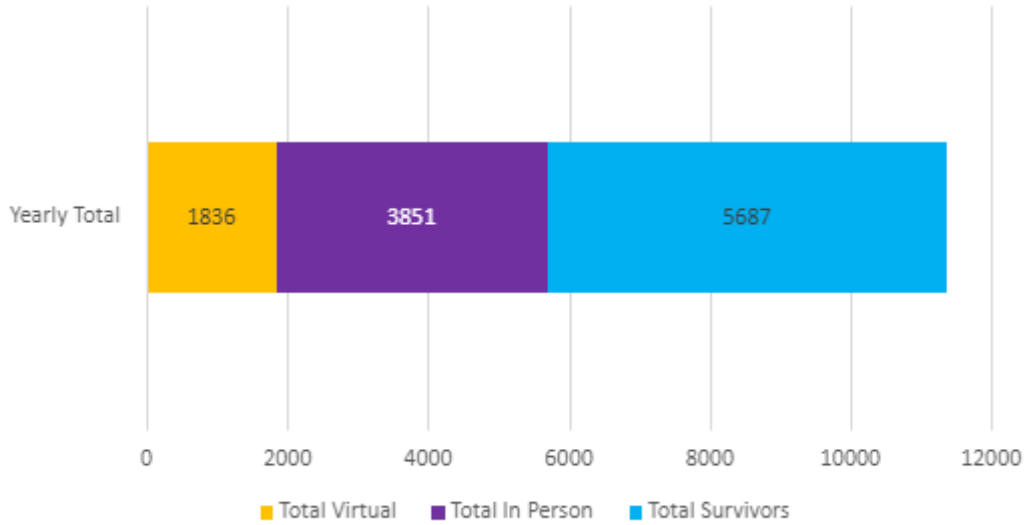
Services

SURVIVORS SERVED AND SERVICES PROVIDED

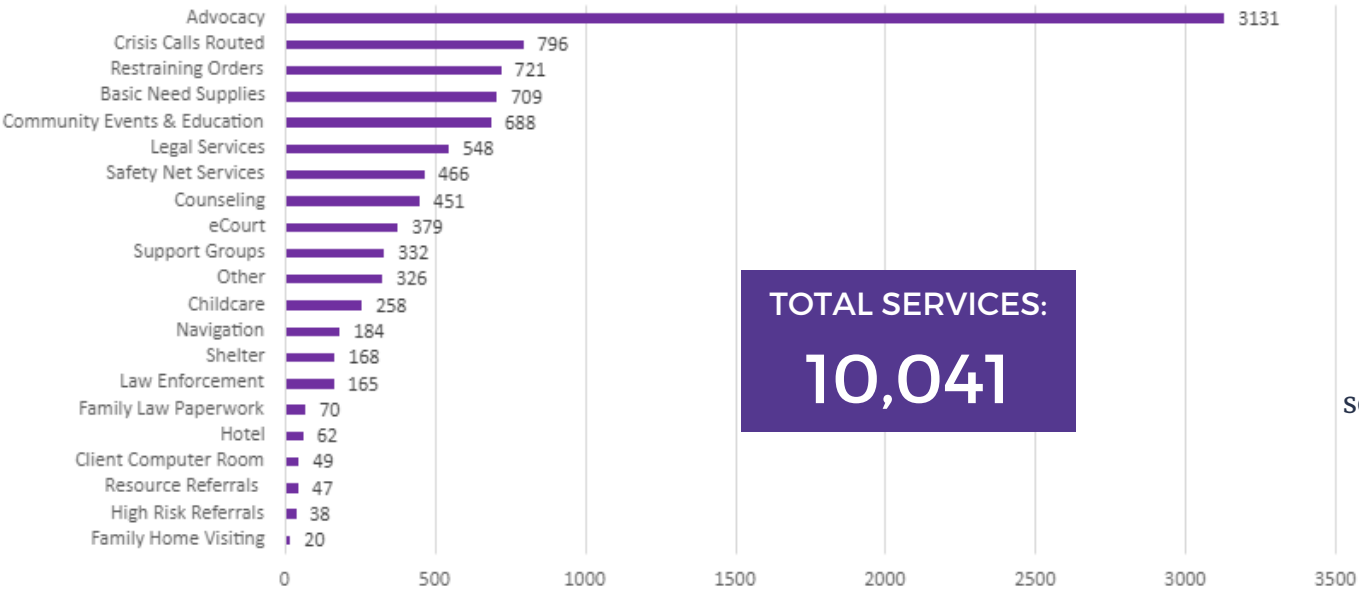
SURVIVORS SERVED

As awareness of abuse rises in our community, so do survivors seeking services. The FJC served 25% more survivors in 2023 over 2022.

Survivors Served in 2023



Services Provided in 2023



SERVICES PROVIDED

Services in 2023 increased once again over 2022, 20%. This included the addition of new services to expand support and responsiveness.

85%

Of survivors felt they and their children were cared for by staff and partners

100%

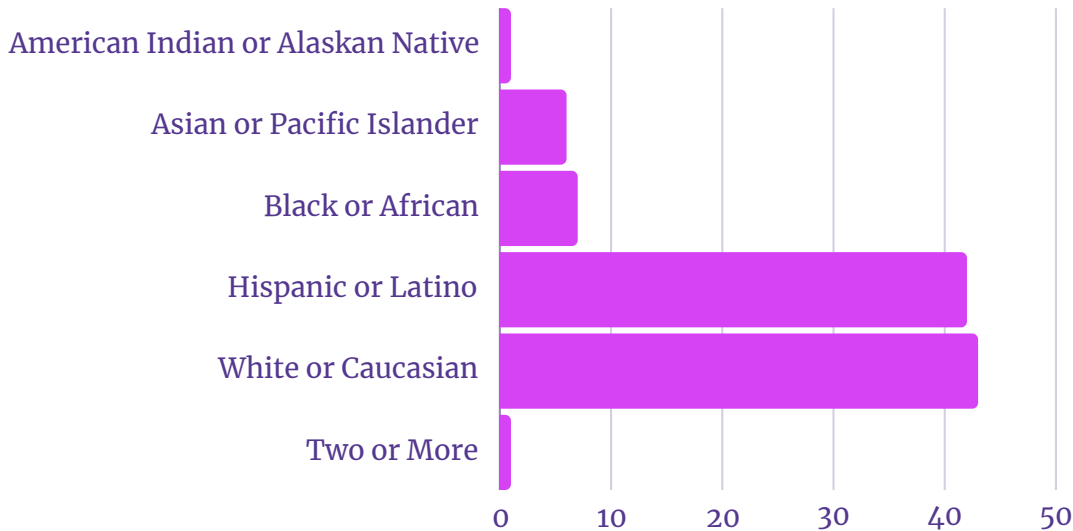
Of survivors reported they experienced trauma informed care while receiving services.

85%

Of survivors reported that they received the help they needed to keep their family safe.

Demographics

SURVIVOR AND STAFF

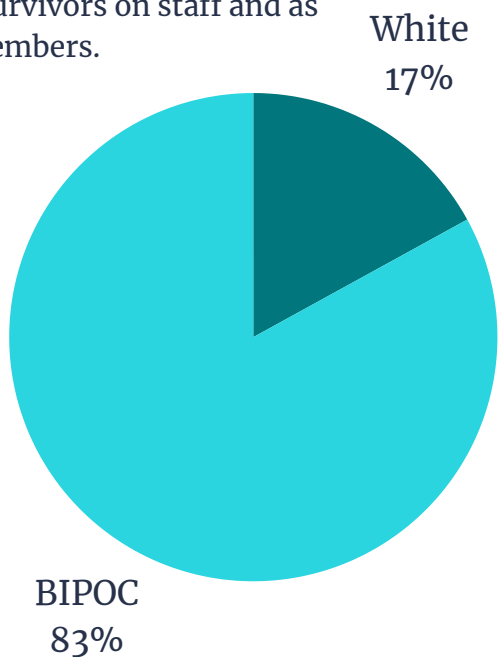


SURVIVOR DEMOGRAPHICS

Washington County population is 78% white and 22% people of color. The FJC serves 57% people of color, illustrating the disproportionate impact of violence and abuse on marginalized communities.

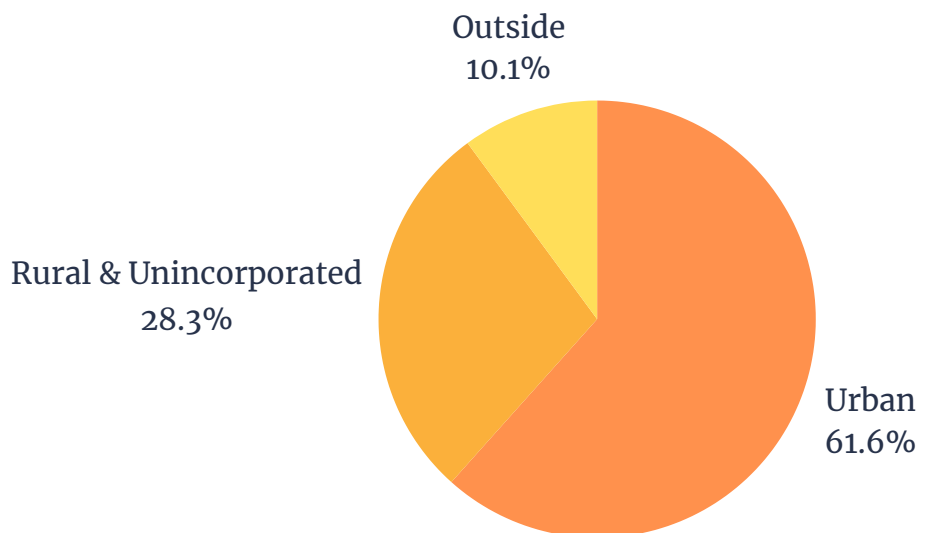
STAFF DEMOGRAPHICS

The FJC seeks to represent the populations it serves, including having survivors on staff and as board members.



WASHINGTON COUNTY GEOGRAPHY

In 2023 the FJC has seen a strong increase in survivors from rural and unincorporated areas of the county seeking services. We have also seen an increase in folks outside of the county traveling to receive help, the most common population being Portland and surrounding counties.



57%

BIPOC Survivors served in 2023

25%

Increase in survivors served in 2023

20%

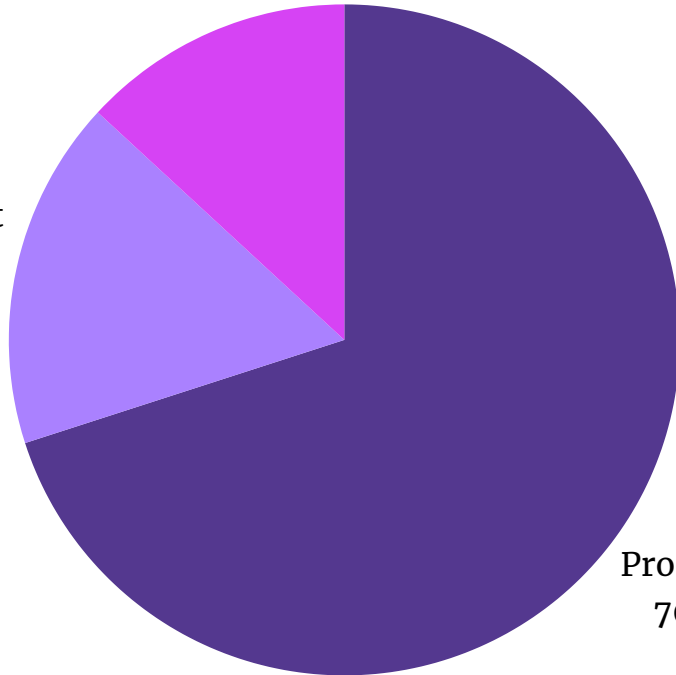
Increase in services delivered to survivors in 2023

Finances

EXPENSES AND REVENUE

Fundraising

13.1%



Management
16.8%

Program
70%

EXPENSES

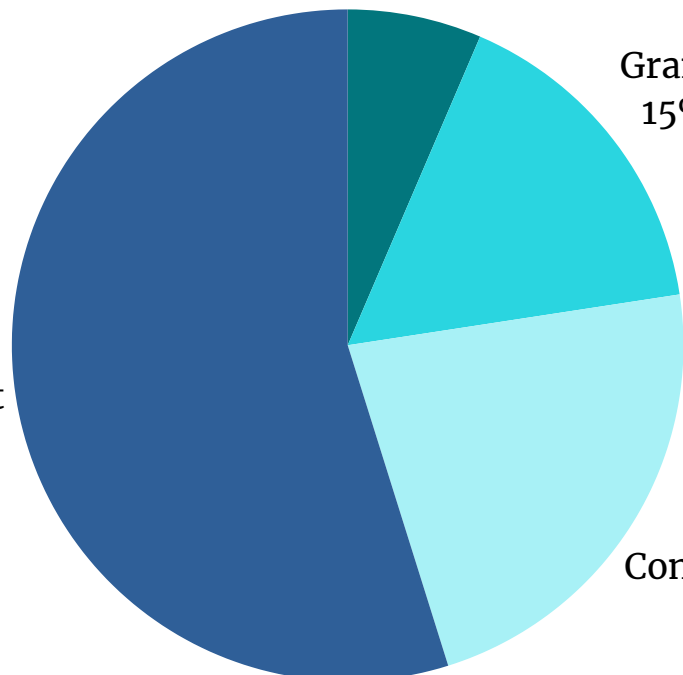
The FJC's total operating expenses for 2023 were \$783,346.

REVENUE

The FJC's total operating revenue for 2023 was \$933,445.63.

Other Revenue

6%



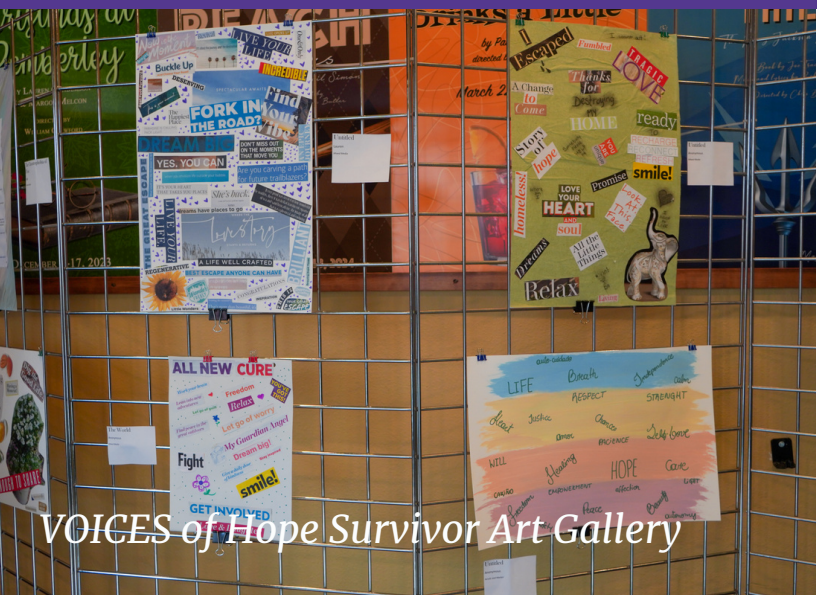
Government Support
51%

Grants
15%

Contributions
21%

Highlights

RAISING AWARENESS, ELEVATING VOICES, SUPPORTING FAMILIES



VOICES of Hope Survivor Art Gallery



VOICES Committee Testifying in Salem



Shop With A Cop



Domestic Violence Awareness Month's Run For Hope



Fall Family Feast Food Boxes



Holiday Shop with Santa

Partners

TOGETHER, WE ARE ENDING THE CYCLES OF VIOLENCE AND ABUSE IN WASHINGTON COUNTY.

T OGETHER,



DRO | Disability Rights Oregon

SARC
SEXUAL ASSAULT RESOURCE CENTER

OCVLC

Oregon Law Center
WORKING TOGETHER TO ACHIEVE JUSTICE FOR LOW INCOME OREGONIAN

AbuseRecovery
MINISTRY SERVICES

DOMESTIC VIOLENCE RESOURCE CENTER

Family SkillBuilders
Customized Services for Stronger Families

Community Action
Helping people. Changing lives.

OREGON FOOD BANK

cares northwest

SHERIFF WASHINGTON COUNTY

BEAVERTON POLICE DEPARTMENT
COURAGE
COMPASSION
INTEGRITY

HILLSBORO POLICE OREGON

ADELANTE MUJERES

VICTIM RIGHTS LAW CENTER

SEQUOIA

SAFETY COMPASS

Oregon Department of Human Services

JUDICIAL DEPARTMENT STATE OF OREGON

STATE OF OREGON WASHINGTON COUNTY DISTRICT ATTORNEY 1859